# Monteringsanvisning - Tilleggsark
# LOBAS Eksklusiv Serie

26.11.2013 / R7

**GA-4-10-32**




1 Bunnbrakett og innvendig håndtak

2 Sidehengsel, trinseholder og trinse med bolt.

3 Midthengsel.

4 Portåpnerfeste

5 Portavstiver på toppseksjon (Porter fra 4,50 m)

6 Portavstiver monteres likt på de andre seksjonene som skal ha portavstiver. (Porter fra 4,50 m)

7 Toppbrakett, boggitrinse

**OBS! Dette er et tillegsark og skal brukes som et supplement til vedlagt monteringsanvisning.**

## 1 Montering av bunnbrakett og innvendig håndtak

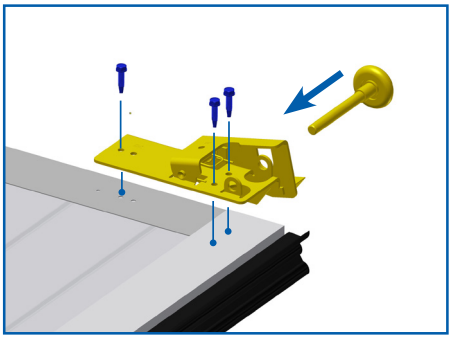

3 stk 6,35x18 mm skrue (Pose L-80/03)

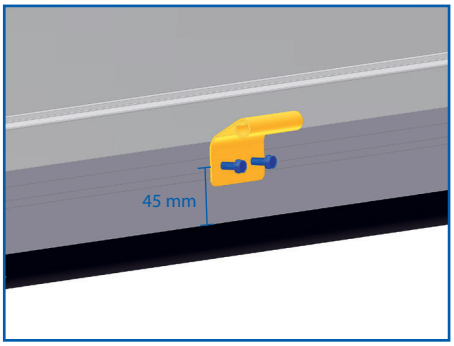


**OBS!Hull må forbores med Ø4 mm bor 45 mm fra underkant av aluminiumslist for treffe forstekning!** Håndtak festes med 2 stk 6,35x18 mm skrue (pose L-81/03)

## 2 Montering av sidehengsel, trinseholder og trinse med bolt

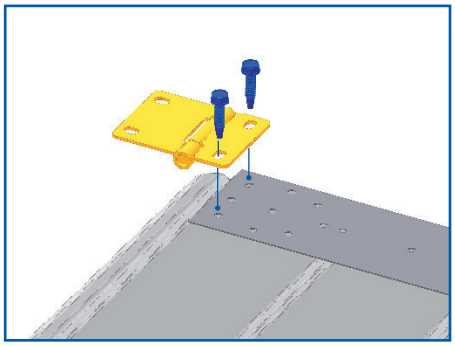

2 stk 6,35x18 mm skrue (Pose L-80/03)

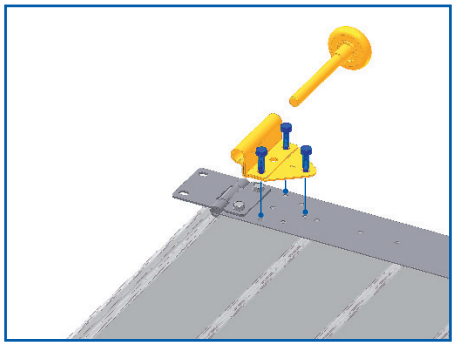

3 stk 6,35x18 mm skrue (Pose L-80/03)

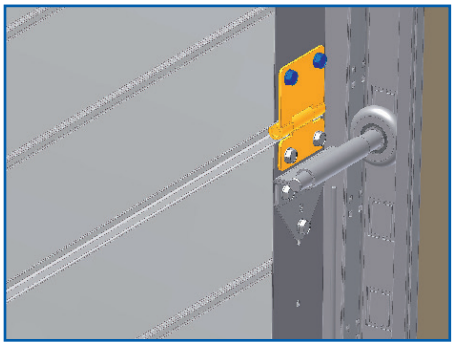

2 stk 6,35x18 mm skrue (Pose L-80/03)

## 3 Montering av midthengsel

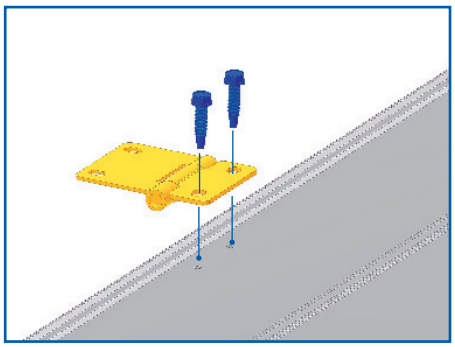

2 stk 6,35x18 mm skrue (Pose L-80/03)



2 stk 6,35x18 mm skrue (Pose L-80/03)

## 4 Montering av portåpnerfeste

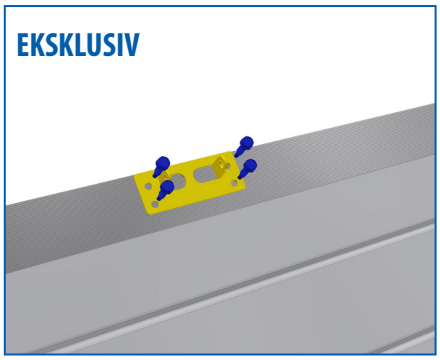


Portåpnerfeste (følger med portåpneren) skrues fast med 4 stk 6,3 x 18 mm skruer (Pose L-80/83).




Viser plassering ved bruk av portavstiver.

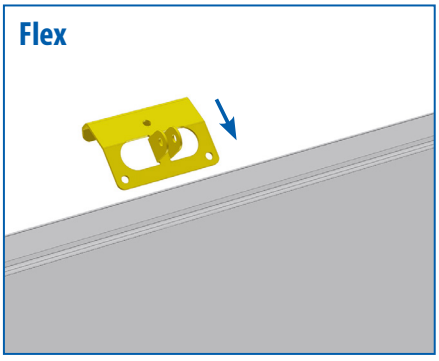


Tre portåpnerfeste inn på toppelementet

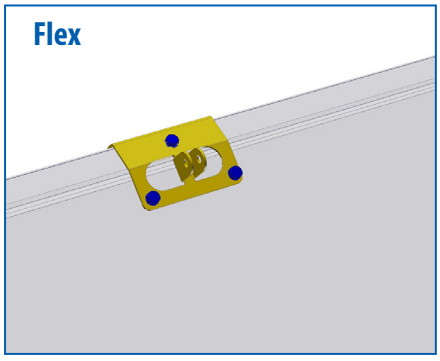


Portåpnerfeste skrues fast med 3 stk 6,3 x 18 mm skruer (Pose L-80/83).

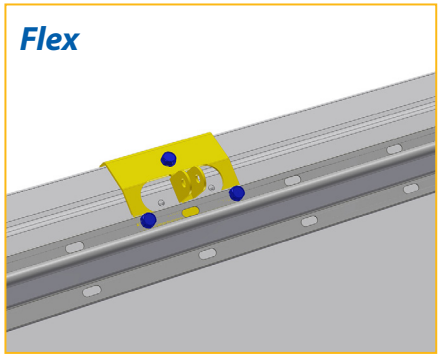


Ved bruk av portavstiver festes portåpnerfestet under avstiver.

## 5 Montering av portavstiver på toppseksjon

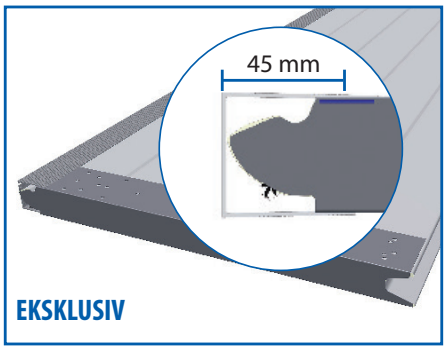


***Hull for feste av portavstiver må forbores 45 mm fra topp.***

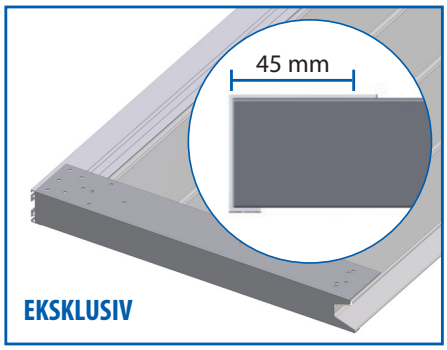


***Hull for feste av portavstiver må forbores 45 mm fra topp.***

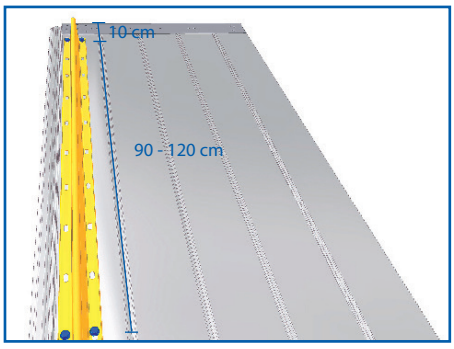


12 stk 6,35x18 mm skrue (Pose L-80/03) fordeles langs seksjonen. Maks avstand mellom skruer 120 cm

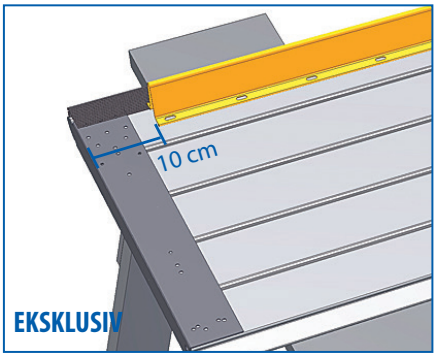


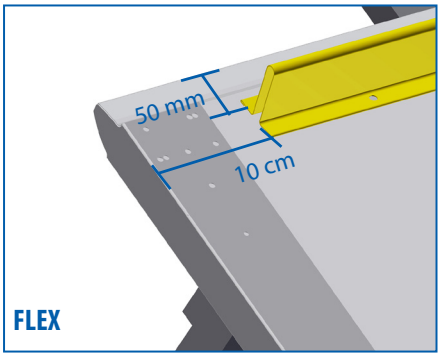


Portavstiver må kappes til riktig lengde og monteres 10 cm fra seksjonens ytterkanter på begge sider. **(Bildet til høyre viser FLEX serie)**

## 6 Montering av portavstiver - Øvrige seksjoner



12 stk 6,35x18 mm skrue (Pose L-80/03) fordeles langs seksjonen.

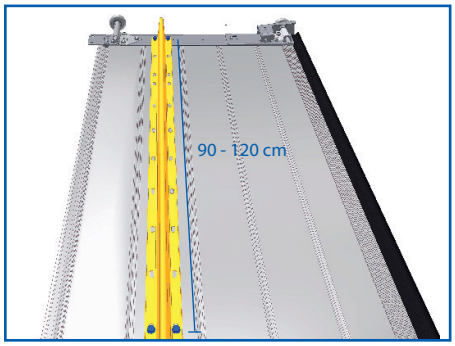


Maks avstand mellom skruer 120 cm

# 7 Montering av toppbrakett

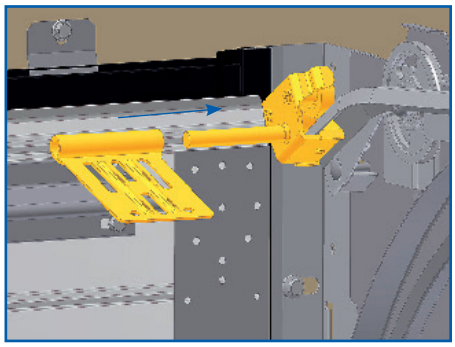

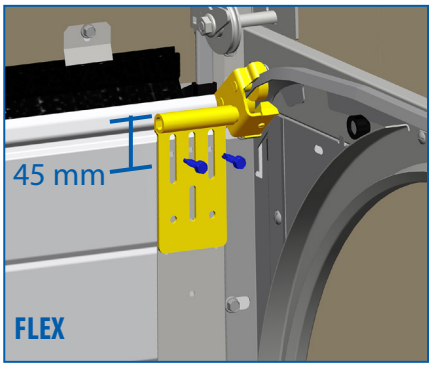


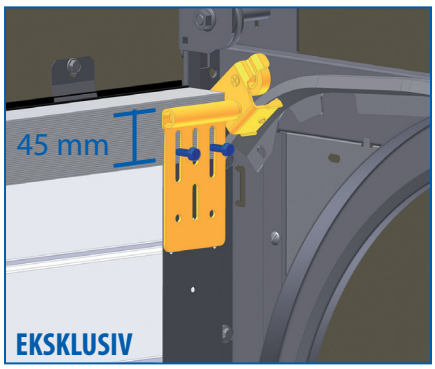


2 stk 6,35x18 mm skrue (Pose L-80/03) i avlange hull.

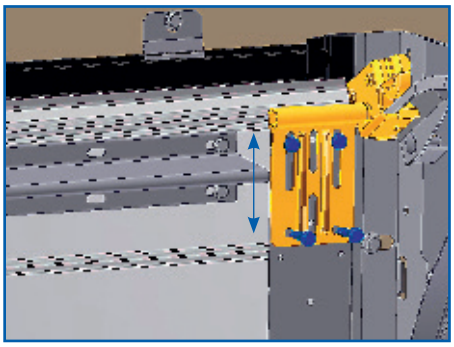

Forbor hull, Ø4 mm. 2 stk 6,35x18 mm skrue (Pose L-80/03). Juster toppbraketten opp/ned før de skrues til.